


Painting the Dulverton Station Model Railway backdrop




The model with plain panels on the walls.



Painted in August 2010 by Claire Savill

The model - set in 1935 looks at the railway station, looking towards Brushford from the river - has taken 10 years for local enthusiasts to complete. Note the fantastic models of the Carnarvon Hotel and railway station buildings with such attention to detail, even the railway building facing away from the viewer is perfectly made. The lights go on and off and the outside lamps even flicker. You can even see the snooker balls on the snooker table in the Carnarvon. The railway arrived in 1873 and line was closed in 1966. The Carnarvon Hotel has now been converted to apartments, the station is now a private home.

Right: Chris Nelder takes down the backdrop boards, when laid outside on the ground I sketched the basic shapes of the treeline and fields and hedgerows in blue acrylic paint.





The panels were put in Guildhall Centre on trestle tables. Making a start, I realise its about 40ft long and 4-5ft high - much bigger than it seemed because of the panels which curve round the left and right hand sides.

The first coat of green was way to light, after applying about 3 coats of ever darkening green to tone it down it started to look ok, I then added 3 or 4 more coats of green and brown using a stipple effect to tone it down even more. Darkening it helped, the backdrop should complement the model, not overpower it. A few hedgerows were added along with some sheep to add interest. About 40 hours later its finished. The last touch were the Buzzards.

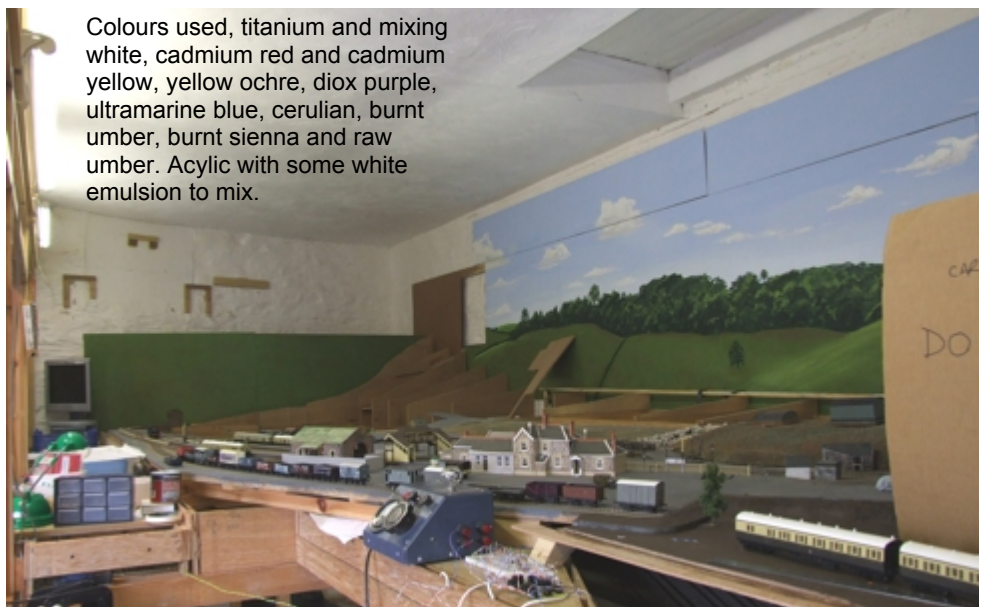
Chris Nelder decided to fit a couple of boards to see how it looked colour wise. We decided it was ok and the rest of the boards started going in. After being fitted the sheep looked enormous so they were retouched. After a bit more thought, Chris and his colleagues debated the colouring then decided the tone was ok and the rest for the boards were fitted in place.



The first board is fitted



The view as it is today, seen from a higher angle than was possible in 1935 due to the growth of the trees in the middle ground. Brushford Village is directly ahead and to the right in this photo. The Carnarvon and the railway station is between the corn field shown above and and the river.



Colours used, titanium and mixing white, cadmium red and cadmium yellow, yellow ochre, diox purple, ultramarine blue, cerulian, burnt umber, burnt sienna and raw umber. Acylic with some white emulsion to mix.



Above: The newly built Carnarvon Hotel in 1873 (the cottage on the left of this picture built to house hotel staff is where the artist lives today!)

The target is to open the Model at "Dulverton at Starlight" event in December, probably with partial running on computer and with more to do on the scenic aspect.

There is some tweaking to do but its 95% finished. A little more work will be done on the left hand side hillside, putting in distant pine forest and distant hills. The boards - also on the left, which accommodate the slope of a hillside and a road will be painted in, vanishing into the distance, then maybe have another go at those sheep....



Claire Savill
August 2010